

FARMER'S COOP TRUCK CHECK-IN SHEET

Grain Office: 308-487-3325

ACCT #: _____


B/U#: _____
(business unit)


CUSTOMER: _____


COMMENTS: _____

The bottle-neck that Farmer's Coop - Hemingford has in receiving grain is at the probe. Below is a list of instructions outlined that will help expedite the sampling and check-in procedures. Please go over this list with your drivers.

Instructions:

-  IF THERE IS **NO** LINE: PULL UNDERNEATH PROBE AND THEN UN-TARP
 - Obviously if there is a line please un-tarp before the probe
 - The faster we can start probing the faster we can get the sample graded
 - We can see the tarp very well with the camera.

-  CENTER THE LOAD UNDERNEATH THE PROBE
 - If you have a smaller truck please park underneath the probe, un-tarp and walk to the intercom to check in
 - If you pull ahead to check-in the truck behind you can't get underneath the probe! This can double the time it takes to check-in

-  CHECK IN WITH THE SCALE OPERATOR VIA THE INTERCOM AND TELL THEM THE **ACCOUNT NUMBER AND BUSINESS UNIT (B/U) NUMBER**
 - With **numbers**, instead of names, we can be much **faster** and more **accurate!**

THANKS FOR YOUR ATTENTION AND HELP IN SPEEDING UP THE LINE!

